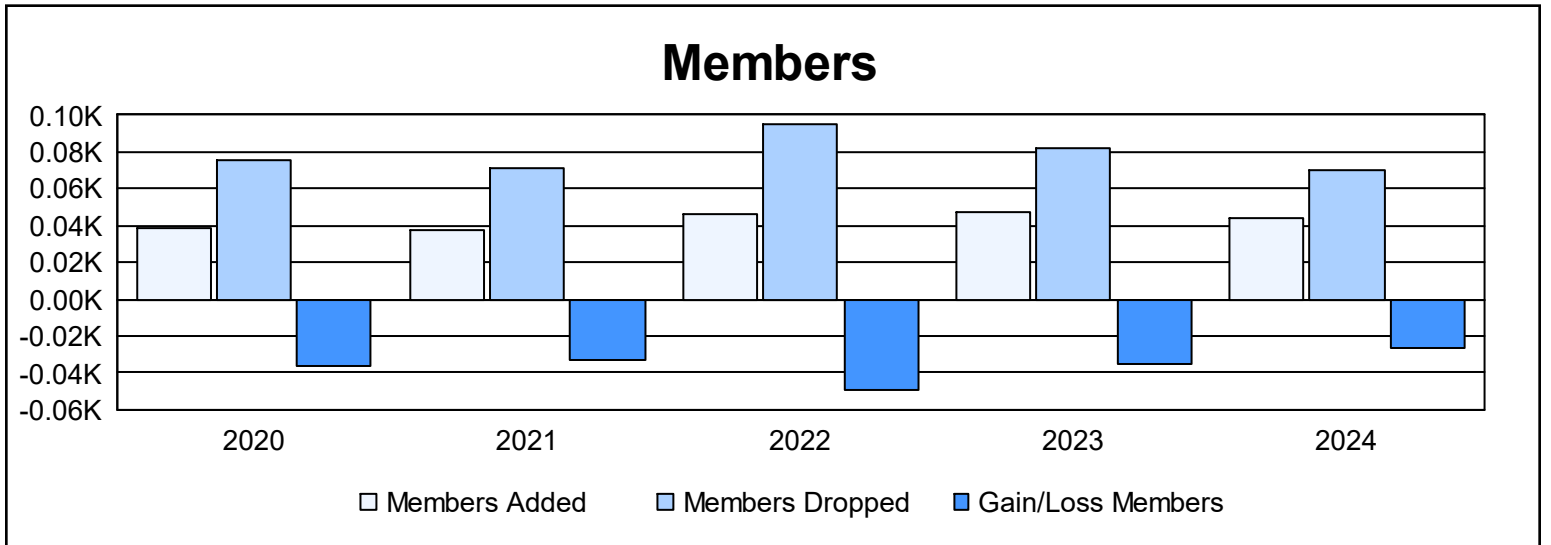
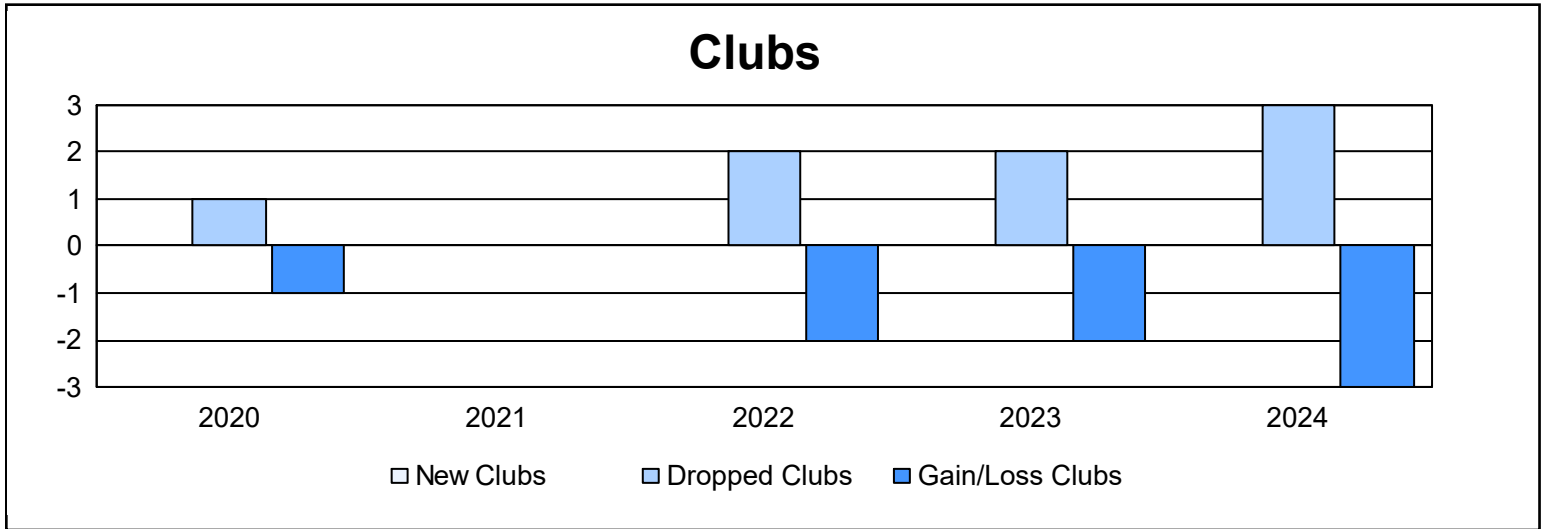
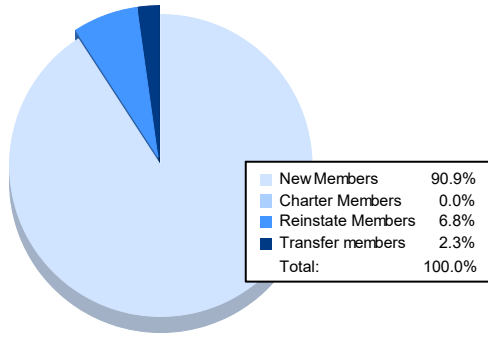


| Year | New Clubs | Dropped Clubs | Gain/ Loss Clubs | New Members | Charter Members | Reinstate Members | Transfer Members | Total Member Added | Total Members Dropped | Gain/ Loss Members |
|----------------|-----------|---------------|------------------|-------------|-----------------|-------------------|------------------|--------------------|-----------------------|--------------------|
| 2019-2020 | 0 | 1 | -1 | 35 | 1 | 0 | 3 | 39 | 75 | -36 |
| 2020-2021 | 0 | 0 | 0 | 29 | 2 | 6 | 1 | 38 | 71 | -33 |
| 2021-2022 | 0 | 2 | -2 | 44 | 0 | 0 | 2 | 46 | 95 | -49 |
| 2022-2023 | 0 | 2 | -2 | 34 | 2 | 8 | 3 | 47 | 82 | -35 |
| 2023-2024 | 0 | 3 | -3 | 40 | 0 | 3 | 1 | 44 | 70 | -26 |
| Average | 0 | 2 | -2 | 36 | 1 | 3 | 2 | 43 | 79 | -36 |



Membership Composition June 2024 Cumulative



Gender Composition June 2024 Cumulative

